



TABLE OF CONTENTS

VICTOR MITCHELL THEATRE TECHNICAL SPECIFICATIONS	2
LOCATION	2
<i>Loading Access</i>	2
STAGE INFORMATION	3
<i>Stage Floor</i>	3
<i>Seating</i>	3
<i>Rigging</i>	3
<i>Dressing Rooms</i>	3
<i>Stage Drawing</i>	4
LIGHTING AND SOUND.....	5
<i>Booth Location</i>	5
<i>Lighting</i>	5
<i>Sound</i>	6
SPECIAL EFFECTS AND PYROTECHNICS	7
COMMON SHARE EQUIPMENT.....	8
JOYCE DOOLITTLE THEATRE TECHNICAL SPECIFICATIONS	9
LOCATION	9
<i>Loading Access</i>	9
STAGE INFORMATION	10
<i>Stage Floor</i>	10
<i>Seating</i>	10
<i>Rigging</i>	10
<i>Dressing Rooms</i>	11
<i>Stage Drawing</i>	11
LIGHTING AND SOUND.....	12
<i>Booth Location</i>	12
<i>Lighting</i>	12
<i>Sound</i>	13



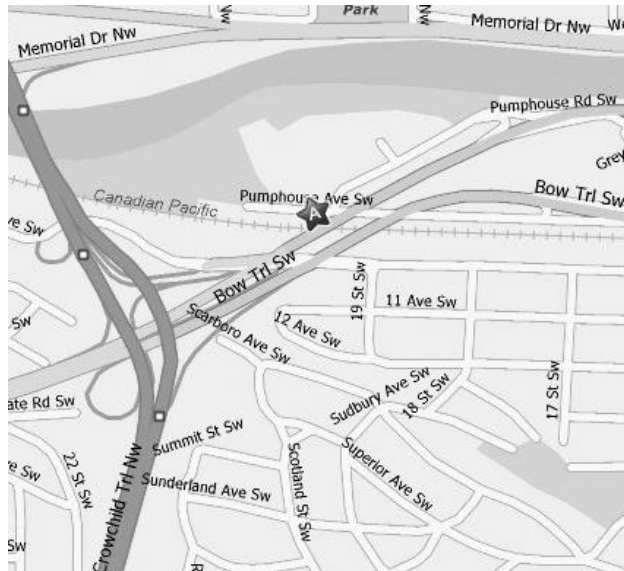
VICTOR MITCHELL THEATRE TECHNICAL SPECIFICATIONS

LOCATION

Address: 2140 Pumphouse Avenue SW
Calgary, AB
T3C 3P5

Contact: Production and Operations Manager
403-263-0079 ext. 101
operations@pumphousetheatre.ca

How to find us: Pumphouse Avenue can be accessed from 9th Ave. or 6th Ave. (Bow Trail eastbound or westbound) via signed exits. We are located on the western edge of downtown between the greyhound station and Crowchild Trail.



Loading Access

The VMT has an exterior roll-up loading door at the rear of the reserved parking lot. Inside, there are four steps down to stage level, which may be accessed through a pair of loading doors directly across from the roll-up door. The maximum dimensions for a single item are: 11'-0" high by 7'-9" wide. All large items must be loaded through this door and not the front doors.

No trucks or other vehicles may be left parked in the loading zone overnight unless arranged with the Technical Director prior to load-in. All vehicles must be removed from the loading dock and east parking lot immediately after unloading.

STAGE INFORMATION

Stage Floor

- Rough Stage Dimensions:
 - With seating in place: 36'-0" wide x 42'-0" deep
 - With seating removed: 36'-0" wide x 57'-0" deep
 - Please note these dimensions are total depth of the available floor space from most upstage wall to seating structure, not the total space available for performance.
- The stage floor is masonite painted matte black. The floor is not sprung. The floor may not be painted or screwed into.

Seating

- The occupancy rating for this space is 315 audience members, not including cast and crew.
- The seating is divided into 4 'areas', they are as follows:
 - 165 in an L-shaped gallery
 - 108 in main section seating structure
 - 30 additional chairs which can be placed on the floor in front of existing seating for a total of 3 ground rows.

Rigging

****Please note that all rigging must be approved by the Technical Director****

- Rigging is classified as any item, which is attached to the grid or truss system that is not already a venue provided lighting fixture with pre-attached clamp. For example rented professional lighting equipment is not rigging, a chandelier is. As is any set piece that attaches to the grid or trussing system.
 - Please note that most dynamic loads will not be permitted to be attached to grid.
- The VMT has a perpendicular pipe grid which varies in height from 15'-0" on the stage right side to 17'-0" over the rest of the space (please see ground plan).
- There is scaffolding in this theatre which may be used to simplify hanging, focusing and rigging. This scaffolding must be set up and struck by user groups under supervision of an Event Supervisor.

****Pumphouse Theatres Safety Policies must be adhered to at all times****

There is a selection of masking drapery available for your show, they will be hung by PTS staff. It consists of the following:

- 4 – 15'3" x 10'0" black leg
- 4 – 17'3" x 10'0" black leg
- 2 – 15'3" x 18'-0" black legs
- 1 – 32'-0" x 2'-10" black border without fullness. This boarder is permanently installed on the proscenium line.
- 1 – 15'3" X 34'0" Seamed Cyc; available on a rental basis, please inquire for cost and availability.

Dressing Rooms

The Victor Mitchell Theatre has a green room that opens off of the loading area. The green room has a small refrigerator, microwave and sink for the use of all clients. Off of the green room are two moderately sized dressing rooms each with a rolling costume rack, toilet, shower, two sinks and a vanity that seats roughly six.

****Please note there is a rentable washer and dryer on site please inquire about cost and availability.**

LIGHTING AND SOUND

Booth Location

Sound, lighting and stage management share one room in the south west corner of the theatre on the second level.

Lighting

****Please note there is one 50amp range plug for external tie-ins located in the work shop. All tie-ins must be approved by the Technical Director in advance of load in. Please enquire about availability.**

For grid height please refer to the stage section of this document.

The dimmer room/patch bay is located on the balcony in the north east corner. This theatre runs 48 AMX CD80 2.4kW dimmers in combination with a manual 20A twist-lock patch bay. There are 141 20A twist-lock circuits which run out from the patch bay to various locations within the theatre ceiling as well as a few on the floor. Most circuits are repeated at least once (ie. Two, three or four instances of each circuit) within the grid.

The control console is an ETC Element2. ETC Express 24/48 available upon request, but please note that LED use will be limited with this console.

The house lights are divided into 2 zones, main floor and gallery, controlled by wall-mounted manual dimmers in the booth. The 5 lights over the stage area are able to be locked out for show runs. There is also a switch for the main floor zone at the base of the booth stairwell.

There are 4 independently breakered 15A u-ground wall outlets mounted around the room at approximately 9" off the floor.

Please Note that ALL groups upon load in will be given a tutorial on how to properly rope all fixtures up the scaffold regardless of whether they have worked within the venue before. All fixtures within the Victor Mitchell received new bulbs as of August 2010. All clients are now responsible for the cost of burnt out bulbs. Bulbs have a 2000-hour burn life. That would be 8 straight hours a day for 250 days or 5 hours 45 minutes over 365 days!

House Plot Instrument Inventory

- 6 – Strand 3380 1kW 6" Fresnels (lamped at 750W) (top)
- 6 – Elation Fuze Z175 Par LED Fixture. (top)
- 6 – Source4 25 – 50 Zoom Leko (front, straight on)
- 12 – ColorSource LED Leko (front, 45s)

Extra Instrument Inventory

- 8 – Strand 3380 1kW 6" Fresnels
- 10 – Altman 1KL Zoom Lekos (Lamped to 750W)
- 8 – Source4 50 Degree Lekos
- 8 – Source4 36 Degree Lekos

Accessories Inventory

- 2 – 50 degree S4 lens tubes
- 2 – 26 degree S4 lens tubes
- 2 – 19 degree S4 lens tubes

- 12 – Barndoors for 6” Fresnels
- 4 – Wooden floor bases
- 6 – 20A Twistlock Two-fers
- Gobo Holders B sized – Please contact for availability

Please note that inventory may vary. Contact Technical Director to confirm equipment availability to avoid disappointment.

Sound

Console: Mackie Onyx1640. 12 mic inputs, 8 inserts, 4 subgroups, 6 aux outs, and main outs. Extra line inserts available for patch bay.

Playback:

- 1 – Tascam CD-200i single disk
- Laptop/MP3 player connection.

Processing:

- 1 – TC electronic effects processing
- 1 – Presonus ACP88 8 Channel compressor
- 1 – Ashly GQX 3102 EQ
- 1 – DBX Model 1231 EQ

Amplification:

- 1 – BGW Systems Model 250D amplifiers (150W per side)
- 1 – BGW Systems Model 150 amplifier (75W per side)
- 2 – Yamaha P2100 amplifiers

Speakers:

- 2 – EV Sentry 100A Speakers (booth monitors)
- 4 – Tannoy T12 (permanent main left and right, 2 per side)
- 1 – Tannoy cluster speaker (permanent balcony fill)

** For extra speakers please see Common Share section.

Tie-lines:

There are 10 Mic tie-lines from the booth patch bay to the stage, distributed as follows: 2 on South wall, 6 on West wall, 2 on North wall.

There are also 10 speaker tie-lines from the booth patch bay to the stage, distributed as follows: 4 on South wall, 2 on West wall, 4 on North wall.

Communication:

There is a two-channel Clear-com system. Base station and speaker box located in the booth as well as speaker boxes in the green room, north dressing room and south dressing room. Channel A is stage communication and is connected to jacks around the theatre (upstage right/left, downstage right/left).

**** Headsets and beltacks as well as microphones are common share, please refer to that section for further information.**

SPECIAL EFFECTS AND PYROTECHNICS

1. The Pumphouse Theatres must be notified in writing four (4) weeks in advance of all pyrotechnical or special effects to be done in the Pumphouse Theatres.
2. The Pumphouse Theatres RESERVES THE RIGHT to make changes to the effects and has the final say in the viability of a pyrotechnical or special effect and can cancel any pyrotechnics if deemed unsafe or different from the effect approved by the Fire Marshall.
3. Special effects are categorized as: smoke, i.e.: fog machine, dry ice, or chemical; strobe lights; flames (open or closed, including candles); gun shots; and smoking
4. Pyrotechnics are categorized as any combustible material that produces smoke, fire, visual effect, or audio effect.
5. All pyrotechnical displays in the province of Alberta must be done by, or under the supervision of, a licensed shooter. The shooter's license must be posted at all times in the PTS office during that production.
6. The licensed shooter is the only person for the run of the performance who is the designated "pyro person". He (She), and only he (she), will: check the system, mix or make the pyro effect, load the pyro effect, test the system, detonate the effect, clean and maintain the system.
7. All set, prop, and costume pieces in the blast area and vicinity should be removed or treated with an approved fire retardant.
8. Proper safety and fire precautions must be taken:
 - two fire extinguishers backstage, one by the shooter, and one close by backstage
 - all people on deck or near the effect must know what the effect is capable of doing
 - a crewmember must stand ready during the effect with a fire extinguisher
9. The shooter **MUST** have direct line of sight to all blast areas, and has the final say in a go/no go situation.
10. All pyrotechnical materials (e.g., flash paper, squibs, powders, etc.) must be stored in a locked metal cabinet.
11. All detonation and blasting control boxes must have UL or CSA listed approval. The detonation switch has to be a keyed momentary on switch.
12. Fire Marshall approval is arranged through the PTS Technical Director and is required for any and all pyro or fire effects.
13. All guns used in the theatres must be modified to accept blank rounds only. A PAL (Possession and Acquisition License) must be in the possession of the person responsible for the weapons. All weapons and ammunition **MUST** be locked up when not in use. Only the person responsible for the firearms shall handle and load the weapons. Only the actors involved may handle the weapons, and only for the scenes required.

If you have any questions or need clarification on any of these items, please contact the Technical Director at 403-263-0079 ext.102.

COMMON SHARE EQUIPMENT

****Please note that all common share equipment must be booked in advance. Availability is not guaranteed.**

Communications

- 8 – Clear-com headsets
- 8 – Clear-com beltpacks

Lighting

- 8 – Clip lights
- 2 – Quartz worklights
- 5 – Rubber cable mat

Sound

- 2 – EV S-1202 Speakers
- 2 – EV S-1503 Speaker
- 3 – EV RE-11 Cardioid Microphone
- 1 – Shure SM 58 Microphone
- 1 – Shure SM 11 Wired Lavalier Microphone
- 2 – Whirlwind Director DI Boxes
- 1 – Straight Microphone Stands
- 4 – Tripod Boom-arm Microphone Stands
- 2 – rechargeable wireless microphone adapters
- 1 – wireless microphone receiver with 4 wireless microphones

Miscellaneous

- Miscellaneous adapters and turnarounds for both sound and lighting
- 40 – Wenger stage decks with varying leg heights (**booking form required**)
- 6 – Folding tables for **lobby use only** dimensions as follows: 5'-0" x 1'-6" (2), 5'-0" x 2'-6" (2), 6'-0" x 2'-6" (4)
- 2 – Roll-up screens, one 8'-0" long and one 6'-0" long.
- 1 – 8'-0" long rolling chalkboard

General Notes

- Contact the Pumphouse Theatres before your load-in for information on any equipment under repair, newly purchased, etc...
- Extra equipment can be rented in town, for suggestions please contact the Technical Director.
- Placement of lobby signage or displays must be approved at the time of load-in.
- The Pumphouse Theatres reserve the right to make changes to displays and signage that interfere with the daily operations, audience traffic, or alarms.



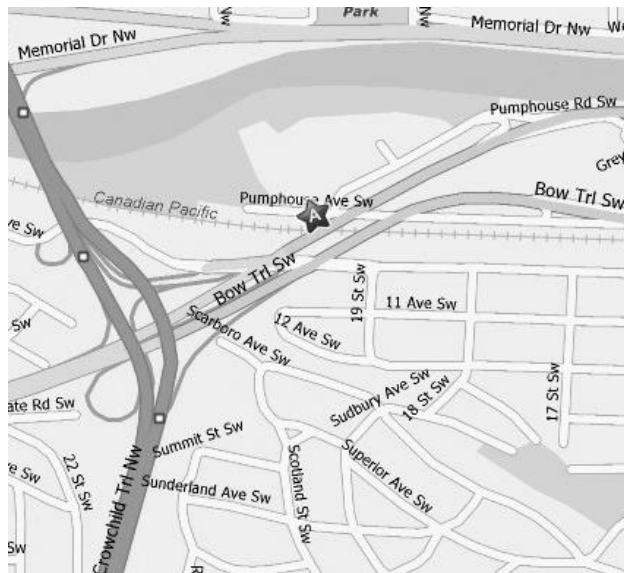
JOYCE DOOLITTLE THEATRE TECHNICAL SPECIFICATIONS

LOCATION

Address: 2140 Pumphouse Avenue SW
Calgary, AB
T3C 3P5

Contact: Production and Operations Manager
403-263-0079 ext. 101
operations@pumphousetheatre.ca

How to find us: Pumphouse Avenue can be accessed from 9th Ave. or 6th Ave. (Bow Trail eastbound or westbound) via signed exits. We are located on the western edge of downtown between the greyhound station and Crowchild Trail.



Loading Access

The JDT may be accessed through a set of double doors either on the east or south walls (the driveway or the lawn). There is one step up from street level to stage level.

The door openings are approximately 7'-0" wide by 6'-0" high.

No trucks or other vehicles may be left parked in the loading zone once they are unloaded or overnight. All vehicles must be removed from the loading dock and east parking lot immediately after unloading.

STAGE INFORMATION

Stage Floor

The dimensions of the space are 23'-0" wide by 36'-5" deep (east wall to pumpwell railing). Please note that these dimensions are of the space with no audience seating in place and not the total stage space available for performance.

The stage floor is pine boards painted matte black. Black battleship linoleum is installed as partial floor covering, The floor is not sprung. The floor may not be painted, screwed into or altered in any way. There are no trap doors in this theatre. Please inquire for more details.

Seating

The occupancy rating for this space is 65 patrons. Most seating configurations seat between 46-60 patrons depending on seating position and emergency egress requirements. Please contact the us for more information.

The seating consists of modular risers and chairs. There are 8 (3ft X 8ft) and 4 (3ft X 4ft) risers with kick rails that are installed on bridged leg frames. 2 (8ft), 1 (4ft) and 8 (3ft) railings. Total seating foot print is roughly 20ft wide by 14ft deep. There are two audience rise heights 8" or 12" with steps.

****Please note certain staging arrangements may limit seating numbers.**

Rigging

****Please note that all rigging must be approved by the Technical Director****

- The JDT grid is not rated to take any kind of load extra load beyond theatrical lighting, however we will do our best to accommodate your needs within the bounds of standard theatrical and safety practices. Please note that most dynamic loads will not be permitted to be attached to grid.
- The grid height in the Joyce Doolittle is approximately 12'-6" and is consistent throughout the space.
- There are three ladders for use in this space, one that is 8'-0" tall, one that is 10'-0" tall and one podium ladder with a 12ft reach.

****Pumphouse Theatres Safety Policies must be adhered to at all times****

There is a selection of masking drapery available for your show which will be hung by PTS staff. It consists of the following:

- 1 – 11'-8" x 8'-2" black leg
- 1 – 12'-6" x 8'-2" black leg
- 1 – 9'-0" x 8'-0" black leg
- 1 – 12'-0" x 17'-2" black panel
- 1 – 12'-0" x 17'-6" black panel

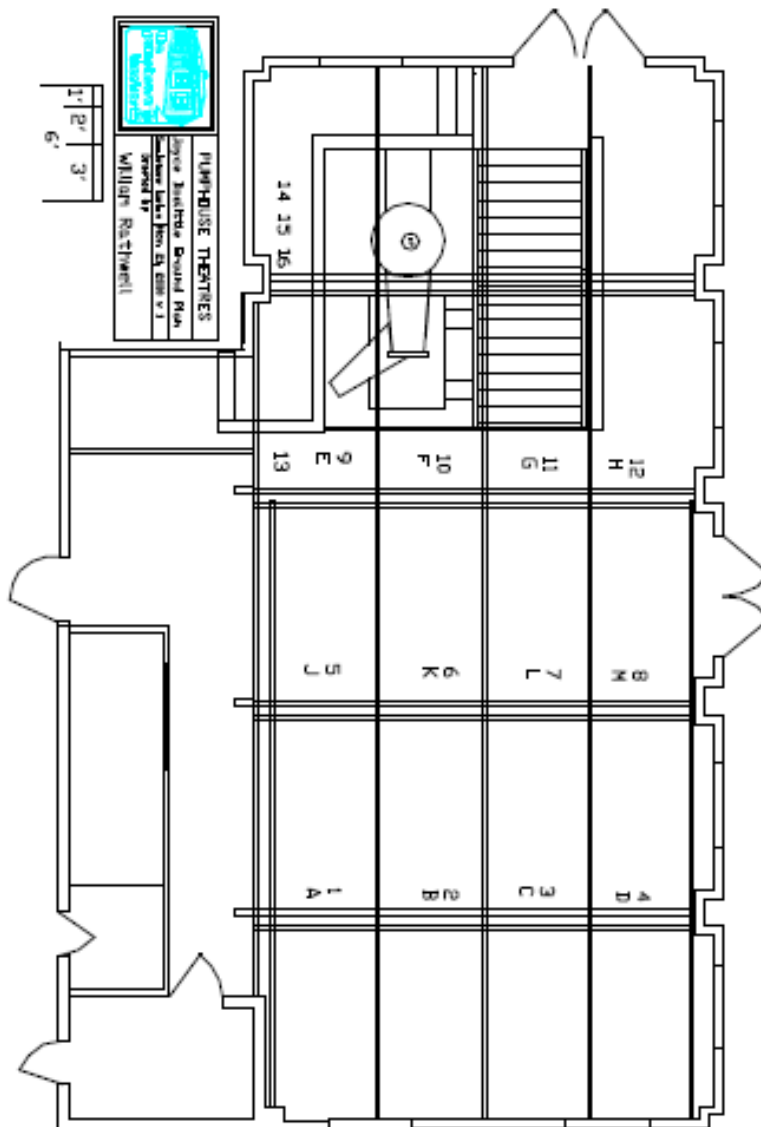
Dressing Rooms

The Joyce Doolittle Theatre has one combined greenroom / dressing room area with one door into the lobby and one door into the theatre which comes out in the northwest corner of the room. This area is equipped with a paint sink, regular sink, toilet, shower, and vanity for approximately 8 to 10.

The Joyce Doolittle dressing room is 2 steps up from lobby and stage level. From the dressing room it is possible to access a crossover beneath the stage.

****Please note there is a rentable washer and dryer on site please inquire about cost and availability.**

Stage Drawing



LIGHTING AND SOUND

Booth Location

Sound, lighting and stage management share one room on the north wall of the theatre on an upper level. Access is through the greenroom.

Lighting

****Please note there are no tie-ins for external equipment.**

For grid height please refer to the stage section of this document.

The dimmers for this space are located in the booth mounted on the south wall. There is one AMX/DMX rack consisting of 24 1.2kW CD80 dimmers. There are 28 20A twistlock circuits run into the ceiling of the Joyce Doolittle Theatre which return to the booth where they may be hard-patched into the back of the dimmer rack.

The control console is an ETC ColorSource20. ETC Express 12/24 available upon request, but please note that LED use may be limited with this console.

The house lights are divided into 2 zones, the main section of the room and the side section in front of the booth. They are controlled by two wall-mounted manual dimmers in the booth above the window. There is also one switch for houselight control on the north wall and one on the south wall by the exits.

There are 2 independently breakered 15A u-ground wall outlets mounted in the room at approximately 9" off the floor.

Instrument Inventory

- 10 – Electro Control 500W 6" Fresnels
- 6 – Altman 500W 6" Fresnels
- 12 – Source 4 Jnr Zoom Lekos
- 2 – Source 4 19 degree Lekos
- 2 – Source 4 26 degree Lekos
- 3 – Strand 40 degree Lekos
- 6 – Elation Fuze Z175 Par LED Fixture.

Accessories Inventory

- 6 – Barndoors for 6" Fresnels
- Gobo Holders B sized– for Source 4's only. We do not own ANY gobo holders for the Source4 Jnr Zooms.

**** Please note that inventory may vary. Call ahead to ensure availability.**

Sound

Console: Yamaha EMX5014C powered mixer; 8 mic inputs, 4 stereo inputs, 2 auxiliary outputs, L/R main outputs.

Playback:

- 1 – TEAC CD-P1140 Single Disc CD Player
- Laptop/MP3 player connection 1/8"

Processing:

- 1 – Electro Voice EVT 2210 Graphic EQ
- 1 – Electro Voice EVT 4500 Reverb unit

Amplification:

- Primary amplification is through console
- 1 – BGW Systems Model 250D amplifiers (150W per side)
- 1 – BGW Systems Model 150 amplifier (75W per side)

Speakers:

- 4 – Yamaha Speakers (permanent one in each corner of the stage)

** For extra speakers please see Common Share section. Extra speakers may be limited by amp availability.

Tie-lines:

There are 4 mic lines run from the booth, one to each corner of the grid.

There are 4 speakon lines run from the booth, one to each corner of the grid.

Communication:

- There is a three-channel Clear-com base station located in the booth, with four permanent jacks in the theatre (one in each corner of the stage), and one in the green room.
- There is a program sound feed to the booth and the green room, however paging is not possible to these areas

**** Headsets and beltpacks are common share,
please refer to that section for further information.****